

# bioclynse™

## Clyra Wound Irrigation Solution

### Instructions for Use

Clyra Wound Irrigation Solution, **“Bioclynse”**, is an efficacious, safe, long-acting wound irrigation solution that can be used throughout the entire surgical procedure, with no need to rinse out.

#### Bioclynse Indication:

Bioclynse is a wound management and cleansing solution for use by healthcare professionals for cleansing, irrigating, moistening and debriding of acute and chronic dermal lesions that are partial or full thickness wounds such as 1st and 2nd degree burns, stage I - IV pressure ulcers, diabetic ulcers, stasis ulcers, abrasions and minor skin irritations, post-surgical wounds, grafted and donor sites, in addition to moistening and lubricating absorbent wound dressings (e.g. gauze).

The mechanical action of fluid moving across the wound provides for the mechanism of action and aids in the removal of foreign objects such as dirt and debris.

#### How to use Bioclynse:

- ✔ For general use on wounds, apply the Bioclynse WIS directly on the wound bed to flush away dirt and debris and ensure the wound is thoroughly cleaned.
- ✔ Bioclynse may be used with a vented spike irrigation set prior to hanging for application.
- ✔ Bioclynse may be used with pulse lavage, ultrasonic debridement and negative pressure wound therapy.
- ✔ If dressing is used, saturate it with Bioclynse and apply directly over the wound.
- ✔ For single use only.
- ✔ No rinsing required afterwards.

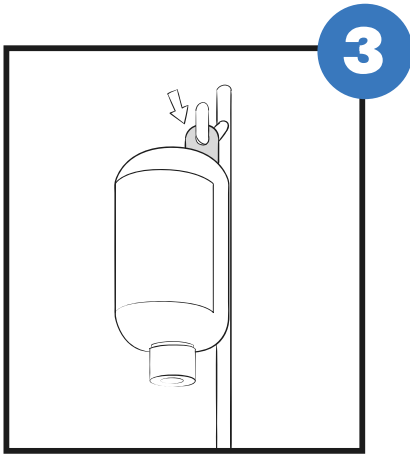
#### Instructions for irrigation:



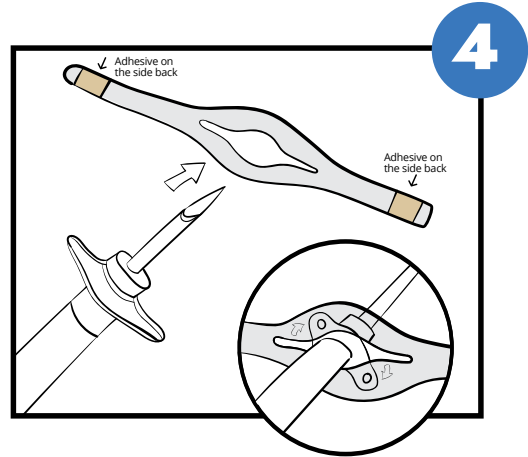
Using aseptic technique, place the 1L Bioclynse bottle vertically on a table and remove the tamper-evident label.



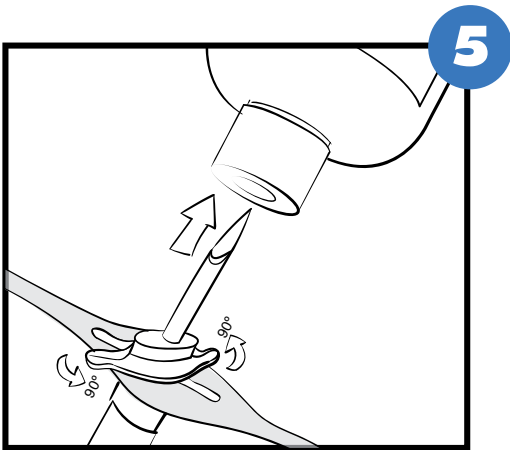
Remove the translucent cover from the instillation cap pulling the tab as shown on the image.



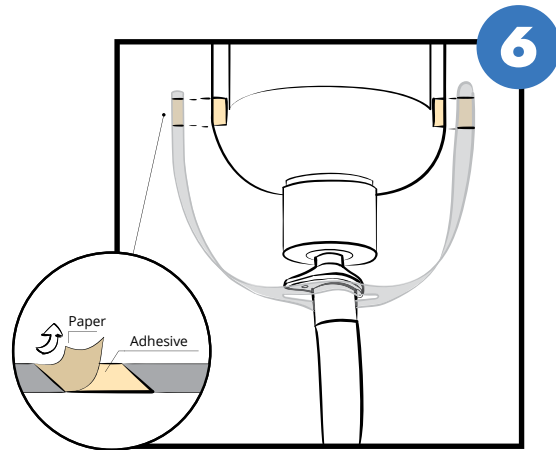
Hang the bottle upside down.



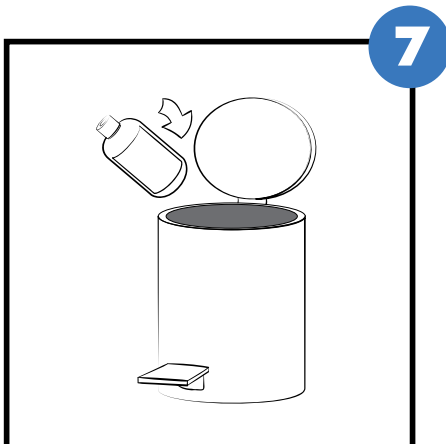
Take a plastic holding strap (provided separately) and insert the pulse lavage spike through the key hole as shown in the image.



Insert the piercing pin (spike) into the spike port (membrane) of the bottle.



Peel the adhesive films and attach the strap as shown on the image. Make sure the spike is firmly held to prevent spike from pulling out during use.



Discard any unused solution after procedure.

**Warnings/Precautions:**

- For external use only.
- Not for injection, IV or ophthalmic use.
- Do not use if there is a history of allergy to any of the ingredients (e.g.: iodine hypersensitivity).
- The product is contraindicated for use in patients with Wilson's disease and thyroid disease.
- Bioclynse should not mixed with other products or compounds as its efficacy can be compromised.
- Federal law restricts this device to sale by or on the order of a licensed healthcare practitioner.

**Package configuration:** Bioclynse is available in 32 oz bottles with septum cap for instillation. Pack of 6 bottles with hang tabs.

**Handling:** Non-irritating, non-toxic, and non-sensitizing. No special handling precautions required.

**Storage Conditions:** Store at room temperature. Avoid excessive heat (above 40°C). Do not freeze.

**Disposal:** Dispose of the bottle and solution after expiration date. No special disposal considerations are required.

**Further Information:** For additional information or reporting of adverse events please contact customer service at the address below.

---

**bioclynse**<sup>™</sup>

**MADE IN**  
  
**THE USA**

Manufactured in the USA for  
Clyra Medical Technologies Inc.  
14921 Chestnut St  
Westminster, CA , 92683  
(239) 206-1213



**CLYRA**<sup>™</sup>  
Medical Technologies Inc

**[www.clyramedical.com](http://www.clyramedical.com)**

---